



TIGER 1 UPGRADES



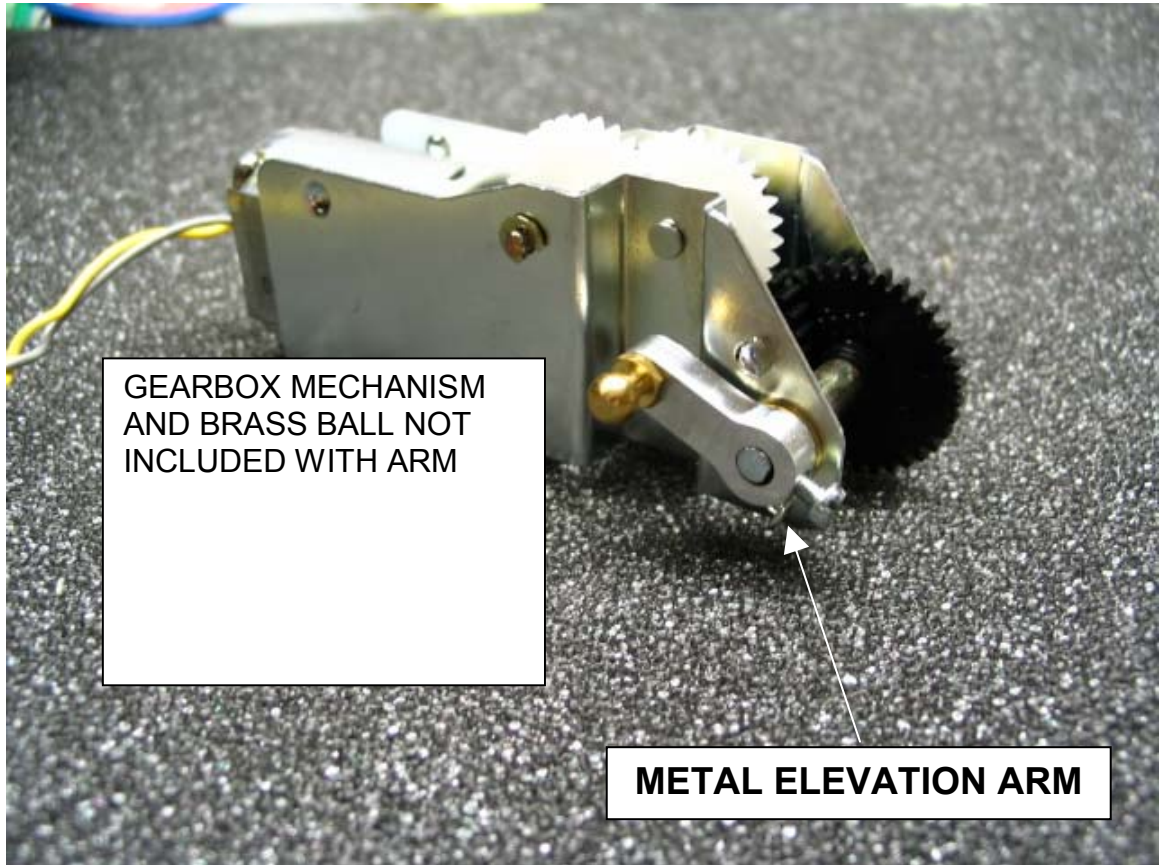
This is the Tiger 1 Steel Idler Arm. The steel arm is on the left and the original Tamiya arm is on the right. The steel arm design is such that it fits either left or right side. Arm is slightly longer than the original arm to allow better track tension adjustment. One set consists of two steel arms and set screws and wrench. Item is direct replacement.



This is the Tiger 1 Gearbox Brace shown prior to gearbox installation. Gearbox Brace kit includes larger screws for better gearbox retention. This design prevents the front end of the tank from twisting and creates a more rigid hull. For performance, this keeps both drive sprockets inline and a rigid gearbox and drive sprocket alignment helps prevent the track from twisting in close proximity to the drive sprockets, which can lead to unwanted track stress. Twisting can also cause the track to fall off the sprockets, especially when handling rough terrain or going up angled slopes. Kit includes brace parts, screws and full instructions.



This is the Tiger 1 Spring Loaded Idler kit. This kit eliminates the need to adjust the track tension. The design is self-adjusting and self-compensating, especially if you run where rocks and twigs might jam in the track. It will help prevent damage to the running gear if you tend to run through twigs, branches, and debris as the spring loaded feature will absorb debris that is taken into the track and wheels. Without this, track links can break since the debris will jam everything up. This kit includes a stiffer steel rod that further helps align the idler wheels and helps to keep them straight in the most demanding terrain. Kit includes all parts and spring material so you can adjust spring tension to suit your needs.



A metal elevation arm for all Tamiya WW2 tanks replaces the weak plastic arm that Tamiya provides. The above picture shows the metal elevation arm installed on a Tamiya gear drive mechanism. It won't slip and won't wobble like the original plastic elevation arm. Kit includes arm, 2mm screw, washer.